



a mine

This publication is one of a set of four booklets: “a mine”, “Finding minerals”, “Mine Machines” and “When We Mine”.

The publications are produced in Tasmania for the MINERALS COUNCIL OF AUSTRALIA.

The booklets are designed for use from Kindergarten to Year 4 (and beyond) and to assist student literacy, while at the same time exposing children to aspects of our mining industry.

Original concepts and drawings: Ron Bugg (Education Manager, TASMANIAN MINERALS COUNCIL) in consultation with K-4 teachers and curriculum consultants Australia wide.

Design and Artwork: EVERY ONE AN ORIGINAL, Hobart, Tasmania.

Copyright Conditions

Unlimited numbers of copies may be made from this publication. However, the copies must not be edited unless with the express permission of the MINERALS COUNCIL OF AUSTRALIA.





metals



a mineral



a drill




a mine



a miner



a jumbo drill




a blast




a loader



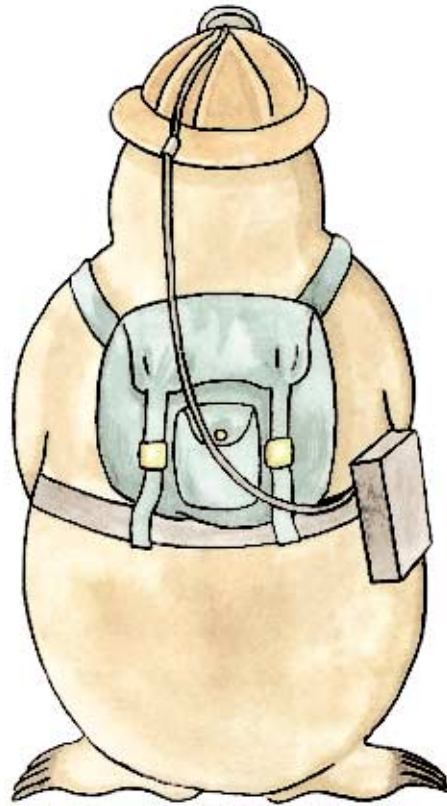
a truck



a stockpile



a mill



the end

Teacher or parent guide

Several activities may be used along with or to supplement this booklet. They include short problem solving exercises.

Activity – Mineral Exploration and Mining

Contact your local minerals council or mining company and borrow a videotape of exploration and/or mining. Show it to the children and ask them what they have seen.

Activity – Mining or Quarrying

Take a class on an excursion to a local quarry or mining operation. Without explanation let the sights, sounds and smells of the operation stimulate the children's senses. Ask them to talk about their experiences when back in the classroom and/or at home. They may also want to draw or paint their recollections of the visit.

Activity – A Mine

Ask the children to form groups and using the materials provided (e.g. cardboard boxes, cardboard tube, packing material, tape), build a model of a mine. This activity may be extended to outside play (e.g. with toys in the sandpit).

Activity – A Miner

Either show a video of a miner at work and/or use the Education Package "The Well-Dressed Miner", or ask a miner from a local operation, in full dress, to come and talk to the class about what they do. Provide a selection of suitable materials and clothing and ask one or two of the class to dress up as miners.